

1897
SHAW'S
ENGLAND

Handcrafted for life

A DISTINCTIVE MEMBER OF THE HOUSE OF ROHL



HOUSE OF ROHL

THE STORY CRAFT TELLS

Shaws is a member of the House of Rohl, a collection of artisan brands recognised for their artistry and heritage.

The Rohl family have spent a lifetime seeking stories of dedication, passion and craft. They have brought together diverse brands, exceptional in their category, that complement each other. Independent spirits, but shared values. A belief that quality starts with the material, design is in the detail and craftsmanship is paramount.

Distinctive stories are what makes life exceptional. At the House of Rohl, we discover time-honoured craft, revealing stories unlike any other. Stories of place and provenance. Stories of ingenuity and invention. Stories of a relentless pursuit of perfection.

Welcome to the House of Rohl®

PERRIN & ROWE | RIOBEL
SHAWS | VICTORIA + ALBERT

Explore the collection at houseofrohl.uk



Contents

Our Story	06	Inset & Undermount Sinks	32
Handcrafted in England	10	Belthorn	34
Apron-Fronted Double Bowl Sinks	16	Inset 600	34
Double Bowl 800	18	Round	35
Double Bowl 1000	18	Square	35
Edgworth	18		
Ribchester 800	22	Accessories	36
Farnworth Double 930	23	Basket Strainers	38
Shaker Double 800	23	Rubber Mats	39
Shaker Double 900	23	Overflow Kit	39
		Grids	40
Apron-Fronted Single Bowl Sinks	25		
Belfast	27	Inspiration	42
Bowland 600	27	Our Beliefs	46
Bowland 800	27	Care & Benefits	48
Butler 600	28	Your Warranty	50
Butler 800	28		
Shaker Single 600	28		
Shaker Single 800	30		
Waterside 600	30		
Whitehall	30		





When Shaws of Darwen was founded in the closing years of the 19th century, we had a vision – to make the finest handcrafted fireclay sinks in the whole of England.

Today, some 125 years on, that vision has been more than realised; Shaws now enjoys, not only a national, but a worldwide reputation for the beauty, quality, craftsmanship and sheer practicality of our unique artisan products.

So much so, every handmade Shaws sink carries an impression on its base of the name of the master craftsman who created it. This, along with our Certificate of Authenticity, is your assurance that your investment has been handcrafted for life.







HANDCRAFTED
1897
♦ SHAW'S ♦
ENGLAND
FOR 125 YEARS

OUR PROCESS

Handcrafted

the same way for 125 years

Iconic, timeless, aspirational and tactile, each sink is an original design, handcrafted to give a lifetime of service and pleasure.


At Shaws we don't believe in mass production; we believe in quality, individuality and authenticity in all we do. It takes time to hand-make Shaws sinks, between three to four weeks in total, using time-honoured techniques that have been passed down from master craftsman to apprentice for well over a century.

Known as 'slip casting', the process begins with a mixture of locally sourced clay and water being poured into porous moulds – by hand, naturally.

When the newly formed sinks are dry enough, craftsmen remove them from their moulds before getting to work doing what they do best – expertly hand-finishing these artisan products through a process of sponging and 'fettling' to create a smooth surface.

It's at this stage that the master craftsman proudly imprints his name on the base of his creation, before leaving the sink to gradually dry out for a period of over 40 hours. Only then are the sinks deemed ready to be prepared with a first coat of glaze, before being glazed for a second time to improve the feel and durability of the product. Firing in specially designed kilns at temperatures of over 1,200 degrees Celsius completes this rigorous process.







Our heritage is reflected in the names we give our products today. These are carefully selected as a tribute to the local communities and villages that have provided homes for our craftsmen and their families for 125 years.







Ribchester 800

Posted by @chiselwoodkitchens / Credit: @twobearstudios



Apron-Fronted
Double Bowl Sinks

APRON-FRONTED DOUBLE BOWL SINKS

Double bowl sinks offer versatility in the kitchen allowing each bowl to be used for different tasks; washing the dishes, food preparation, draining dishes or as a general cleaning bowl.



Sink Finish

All our sinks come standard in gloss white.



Double Bowl 800

Features include:

Compact double bowl sink with central dividing wall. Central 90mm waste outlets suitable for basket strainers or waste disposers. Round overflows.

Dimensions: 795 x 465 x 229mm

Product Code: SCLD800WH

Double Bowl 1000

Features include:

Generous double bowl sink with central dividing wall. Central 90mm waste outlets suitable for basket strainers or waste disposers. Round overflows.

Dimensions: 995 x 465 x 229mm

Product Code: SCLD101WH




Edgworth

Features include:

Double bowl sink with offset dividing wall. Plain front. No overflows. 90mm waste outlets for basket strainers or waste disposers.

Dimensions: 997 x 470 x 255mm

Product Code: SEDG100WH



Edgworth





Shaker Single 800 & Square



Ribchester 800
Posted by @mark_lewis_i_d



Ribchester 800

Features include:

Double bowl sink with central dividing wall.
Distinctive fluted front. 3 hole overflows.
90mm waste outlets suitable for basket strainers or waste disposers.

Dimensions: 795 x 465 x 234mm

Product Code: SO0800010WH

APRON-FRONTED DOUBLE BOWL SINKS



Farnworth Double 930

Features include:

Generous double bowl sink with central dividing wall. Central 90mm waste outlets suitable for basket strainers or waste disposers. No overflows.

Dimensions: 930 x 470 x 266mm.

Product Code: FCRV3719WH

Shaker Double 800

Features include:

Double bowl sink with dropped central dividing wall. Central 90mm waste outlets suitable for basket strainers or waste disposers. Round overflows.

Dimensions: 795 x 465 x 229mm

Product Code: SCSH800WH



Shaker Double 900

Features include:

Double bowl sink with dropped central dividing wall. Central 90mm waste outlets suitable for basket strainers or waste disposers. Round overflows.

Dimensions: 895 x 465 x 229mm

Product Code: SCSH900WH





Belfast
Posted by @barneskitchens

A photograph of a bright, airy dining room. The room features light-colored walls, a large window with a red and white striped valance, and a wooden rocking chair with a Union Jack cushion. A large white diamond shape is overlaid on the center of the image, containing the text "Apron-Fronted Single Bowl Sinks".

Apron-Fronted
Single Bowl Sinks



Belfast
Posted by @barneskitchens

APRON-FRONTED SINGLE BOWL SINKS

Single bowls are ideal for smaller kitchens or where washing dishes is the main task.



Sink Finish

All our sinks come standard in gloss white.

Belfast

Features include:

38mm waste outlet to accommodate slotted waste or a 38mm basket strainer.
Traditional Weir overflow.

Dimensions: 595 x 460 x 255mm

Product Code: SCBE600WH



Bowland 600

Features include:

Distinctive fluted front. 3 hole overflow.
Central 90mm waste outlet for basket strainer or waste disposer.

Dimensions: 595 x 465 x 220mm

Product Code: SO0600010WH

Bowland 800

Features include:

Distinctive fluted front. 3 hole overflow.
Central 90mm waste outlet for basket strainer or waste disposer.

Dimensions: 797 x 535 x 220mm

Product Code: BLF5312WH



APRON-FRONTED SINGLE BOWL SINKS



Butler 600

Features include:

Central 90mm waste outlet suitable for basket strainer or waste disposer. Round overflow.

Dimensions: 595 x 460 x 255mm

Product Code: SCBU600WH

Butler 800

Features include:

Central 90mm waste outlet suitable for basket strainer or waste disposer. Round overflow.

Dimensions: 795 x 460 x 255mm

Product Code: SCBU800WH



Shaker Single 600

Features include:

Single bowl sink with central 90mm waste outlet suitable for basket strainer or waste disposer. Round overflow.

Dimensions: 595 x 460 x 255mm

Product Code: SCSH600WH



Butler 800

Posted by @kulladal20tal / Credit: @just_belle, @mathinlundgren,
@apeloga, @erika_weiland & @aprillaprilljohanna

APRON-FRONTED SINGLE BOWL SINKS



Shaker Single 800

Features include:

Single bowl sink with central 90mm waste outlet suitable for basket strainer or waste disposer. Round overflow.

Dimensions: 762 x 457 x 284mm

Product Code: SCSH108WH

Waterside 600

Features include:

Bow fronted single bowl sink with 90mm waste outlet to accommodate basket strainer or waste disposer. No overflow.

Dimensions: 597 x 530 x 220mm

Product Code: SCWT595WH

Discontinued model. Available while stocks last



Whitehall

Features include:

Deep, generous single bowl sink that is suitable for laminate worktops. Central 90mm waste outlet suitable for basket strainer or waste disposer. Round overflow.

Dimensions: 595 x 470 x 310mm

Product Code: SCWH600WH



Waterside 600
Posted by @barneskitchens



Square
Posted by @treyonekitchens

A photograph of white kitchen cabinets with brass-colored knobs. A wicker basket sits on the countertop. A large white diamond shape is overlaid in the center, containing the text.

Inset & Undermount Sinks

INSET & UNDERMOUNT SINKS

Beautiful and practical, these elegant, handcrafted products can be either inset or undermounted with any solid work surface such as granite, marble, quartz or solid wood.



Sink Finish

All our sinks come standard in gloss white.

Belthorn

Features include:

Inset or undermount sink. No overflow.
Central 90mm waste outlet suitable for basket strainer or waste disposer.

Dimensions: 381 x 381 x 191mm

Product Code: SBEL381WH



Inset 600

Features include:

Inset or undermount sink. Round overflow.
Central 90mm waste outlet suitable for basket strainer or waste disposer.

Dimensions: 595 x 460 x 255mm

Product Code: SCIN595WH



Shaker Single 800 & Square



Round

Features include:

Inset or undermount sink. Round overflow.
Central 90mm waste outlet suitable
for basket strainer or waste disposer.

Dimensions: 460 diameter x 191mm

Product Code: SCRO460WH

Square

Features include:

Inset or undermount sink. Round overflow.
Central 90mm waste outlet suitable
for basket strainer or waste disposer.

Dimensions: 460 x 460 x 191mm

Product Code: SCSQ460WH





90mm Gold Basket Strainers
Posted by @emma.merry.styling



Accessories

ACCESSORIES

PLUGS & STRAINERS

A collection of accessories and accompaniments that have been carefully selected for their quality, function and style.

For our full range of accessories and products to lovingly care for your Shaws products, visit our website.

Basket Strainers

Available in 90mm and 38mm.

Designed to complement our sink ranges, our elegant 90mm basket strainers are available in six finishes. We also offer 38mm strainers specifically designed to suit our Belfast sink.

90mm Basket Strainers available in:

Chrome | Gold | Polished Nickel | Satin Nickel
Antique Bronze | Raw Brass

38mm Basket Strainers available in:

Chrome | Gold (suit Belfast sink only)



90mm Chrome

Product Code: FT2900045



90mm Gold

Product Code: FT2900049



90mm Polished Nickel

Product Code: FT2900046



90mm Satin Nickel

Product Code: FT2900048



90mm Antique Bronze

Product Code: FT2900047



90mm Raw Brass

Product Code: FT2900052



38mm Chrome

Product Code: FT2900050



38mm Gold

Product Code: FT2900051

Rubber Mats

Available in Small and Large.


Shaws branded textured rubber mats, designed for an extra layer of protection.

Small Dimensions : 260 x 300mm

Product Code: FT2900022

Large Dimensions : 310 x 400mm

Product Code: FT2900023



Overflow Kit

A matching overflow kit is included with every sink with overflow purchase, however, it is available to purchase as a replacement, if necessary.

Product Code: SD-OF2



90mm Raw Brass Basket Strainer

ACCESSORIES

STAINLESS STEEL SINK GRIDS

Our stainless steel sink grids are designed to protect your Shaws sink. Available in six sizes, simply choose the one compatible with your sink.



Type 1

Dimensions:

669mm (W) x 351mm (D) x 26mm (H).

Product Code: FT0100010

Compatible with:

Butler 800, Bowland 800, Shaker Single 800.



Type 2

Dimensions:

480mm (W) x 351mm (D) x 26mm (H).

Product Code: FT0200010

Compatible with: Belfast.



Type 3

Dimensions:

480mm (W) x 351mm (D) x 26mm (H).

Product Code: FT0300010

Compatible with:

Butler 600, Bowland 600, Inset 600, Shaker Single 600, Whitehall.



Type 4

Dimensions:

328mm (W) x 335mm (D) x 26mm (H).

Product Code: FT0400010

Compatible with:

Ribchester 800 (left/right bowl), Double Bowl 800 (left/right bowl), Double Bowl 1000 (left/right bowl), Shaker 800 Double Bowl (left/right bowl), Shaker 900 Double Bowl (left/right bowl), Square, Farnworth Double 930 (left/right bowl).



Type 5

Dimensions:

271mm (W) x 373mm (D) x 26mm (H).

Product Code: FT0500010

Compatible with:

Edgworth (right bowl).



Type 6

Dimensions:

556mm (W) x 373mm (D) x 26mm (H).

Product Code: FT0600010

Compatible with:

Edgworth (left bowl).



Grid Type 3 & 90mm Satin Nickel Basket Strainer

Inspired by the way you live.

Our sinks, as seen on your Instagram.



Shaker Double 800
Posted by @treyonekitchens



Shaker Double 800
Posted by @mark_lewis_i_d



Butler 800
Posted by @gregbirman



Shaker Double 800
Posted by @gregbirman







Shaker Single 800

OUR BELIEFS

Our promise

We believe wholeheartedly
in delivering on our promise:

To make the most beautiful, practical,
handcrafted fireclay sinks in the world.

We believe in being authentic in all we do, using traditional, time-honoured techniques to produce iconic products that grace the finest establishments and homes the world over.

We believe that our reputation for delivering quality and reliability is as important as producing timeless and elegant design pieces; that's why every Shaws sink comes with a lifetime guarantee.

We believe that every sink that bears the Shaws name should be a thing of beauty, a unique creation, with a charm and character all of its own, bearing testament to the skill and expertise of the master craftsman who lovingly and painstakingly created it.

All Shaws fireclay products
are handcrafted for life.

Caring for your Shaws sink

Shaws sinks are proven to be incredibly durable and long-lasting. To keep your investment looking at its best, we recommend it be cleaned daily using a soft sponge or cloth and a non-abrasive cleaning product – a simple solution of soap and water generally does an excellent job.

Although extremely hardwearing (being heatproof, resistant to impact, chemicals, dirt, stain and odours) not even a Shaws fireclay sink is impervious to damage.

So, if a metal pan or cutlery marks the surface of your pride and joy, we have a range of accessories that will easily restore it to its original beauty.





Built for Endurance



ODOUR
RESISTANT



HEAT
RESISTANT



IMPACT
RESISTANT



CHEMICAL
RESISTANT



DIRT & STAIN
RESISTANT

Designed for Reassurance



NATURAL MATERIAL



LIFETIME
WARRANTY



WASTE DISPOSAL
COMPATIBLE



ANTIBACTERIAL



RECYCLABLE

Our Warranty

At Shaws our promise to you is to provide the best sinks in the world, backed up with outstanding personal customer service.

That's why all our products are not only of exceptional quality, but carry comprehensive warranties to give you total peace-of-mind.



All Shaws sinks carry a **Lifetime** Warranty

All accessories including basket strainers, rubber mats and sink grids carry a
1 Year Residential Parts Replacement Warranty

PLEASE NOTE, our sink dimensions can vary by a plus or minus of 2%, as they are hand-made and shrink during firing. We therefore recommend that your kitchen fitter is aware of this and that no work surfaces or cabinets are cut before measuring your sink. Due to the handcrafted nature and weight of our sinks, we also recommend a specialist kitchen fitter installs your sink and that it is properly supported.

Please see website for warranty details of our sinks, taps and accessories.

www.shawsofdarwen.com



A DISTINCTIVE
MEMBER OF THE
HOUSE OF ROHL®

WWW.SHAWSOFDARWEN.COM

LUXE *by* DESIGN

Imported and Distributed in Australia by Luxe by Design. 30 French Avenue, Brendale QLD 4500

07 3265 7133 | WWW.LUXEBYDESIGN.COM.AU