



FINISHES

Perrin & Rowe taps and accessories are made in Britain from premium quality brass. Each piece is hand-polished and electroplated in a range of beautiful finishes. While our finishes exceed industry standards for thickness and quality, they need appropriate care to maintain the beauty of the product and preserve your warranty. Please read this guide carefully and retain for reference.



Our tapware is available in 7 finishes- Chrome (CP), Nickel (NI), Pewter (PF), English Bronze (EB), Satin Brass (SB), Polished Brass (BR) and Gold (IG). All finishes except Gold are standard, and are kept in stock in our Brisbane warehouse.

STANDARD FINISHES

Finish	Code	Finish Warranty	Description
 CHROME	CP	5 Year	An all-time classic that suits a wide range of styles. Our hardest and most durable finish, which has been electroplated to the brass and required very little maintenance. It is a brilliant silver with a hint of blue.
 NICKEL	NI	5 Year	Polished Nickel is a more delicate finish and can change over time as it reacts with its environment. It has been electroplated and is a shiny finish like chrome, but has a golden glow which can be described as a 'champagne colour'. Its warm tones suit both traditional and contemporary models beautifully.
 PEWTER	PF	5 Year	Pewter is brushed nickel with a matte appearance and offers an excellent match to some brushed metal appliances. The finish can deepen over time for a classic aged appearance, which can be restored gently with regular cleaning. This is a lovely alternative to classic chrome if you desire a different look, but with a similar level of maintenance.
 ENGLISH BRONZE	EB	5 Year	English Bronze is a deep, rich finish created using a special coating 'baked' on to the surface of the brass. Unique and distinctive, it is our darkest finish. The bronze tones bring out the detail of the brassware and is an exceptional choice for a characterful, heritage appearance.


LIVING FINISHES

Satin and Polished Brass are unlacquered raw brass, and will develop an individual patina as the brass reacts with its environment. Watermarks will appear almost immediately, and these will mature into a unique, dappled finish.

Finish	Code	Finish Warranty	Description
 SATIN BRASS	SB	No Warranty	Satin Brass is a raw unlacquered material designed to age and patina over time. It has been brushed so it has a matte appearance. It will change as it reacts with its environment and daily use - we describe this as a 'living finish'. Satin Brass is especially well suited to add character and interest in both modern and traditional homes.
 POLISHED BRASS	BR	No Warranty	Polished Brass is raw brass and unlacquered. It is shiny and has been hand-polished. It will change, naturally age and patina as it reacts with its environment and daily use - we describe this as a 'living finish'. This finish is especially well suited to add character and interest in both modern and traditional homes.




SATIN BRASS - BEFORE



SATIN BRASS - AFTER




POLISHED BRASS - BEFORE



POLISHED BRASS - AFTER

LUXURY FINISHES

Gold (IG) is a luxury finish, crafted using genuine 24 Carat Gold. Gold requires a higher level of care and maintenance, as it is a softer finish than chrome and is more easily scratched. Due to the delicate nature of the Gold finish products, they are available by special order only and have a longer lead time than the other finishes.

	Finish	Code	Finish Warranty	Description
	GOLD	IG	5 Year	Gold electroplated products are made with real 24 carat gold and is a soft finish which should be treated like a piece of fine jewellery. Traditionally chosen for more classic styles of brassware, we are now seeing it in more contemporary designs where it looks beautiful.

Cleaning & Care

Please note the following cleaning and care recommendations for all Perrin & Rowe finishes. Failure to uphold these cleaning recommendations may result in damage to the finish of the tap which is not covered by the finish warranty:

Ideal Care for All Finishes

- Dry fixtures with a soft cloth after each use.
- Residue left from soap or cleaning gels can cause blemishes on your brassware. Completely rinse off all fittings with clean water and dry after use.
- Using a soft microfibre cloth, gently clean the fixture regularly with warm water and a non-abrasive PH-neutral liquid soap, then dry with a microfibre cloth. The only exception is the Gold finish that requires a chamois leather cloth.
- To remove limescale, use a 50/50 solution of lemon juice and water. Soak cotton wool in the solution and leave wrapped around the tap for no longer than 1 hour, then rinse clean with water and fully dry with a lint-free cloth. For heavy scaling, the process can be repeated provided the area is rinsed with clean water between treatments to avoid a build-up of citric acid.

Avoiding Damage

- Under no circumstances should harsh cleaning agents containing acidic, caustic or abrasive components such as bleach, alcohol or vinegar-based substances be used.
- Avoid getting household bleach or cleaners on to your fittings when using on surrounding surfaces. Any splashes should be immediately rinsed with clean water and dried - do not allow residue to remain on the metal finishes. To avoid this happening, cover the fixture with a cloth or towel when cleaning around the tapware.
- Do not use abrasive cloths, scouring pads, scrub sponges, steel wool etc. as they may damage the finish.
- To avoid dye and patterning transfer from wet cloths, avoid hanging them over the spout of the tap. Porous surfaces such as nickel, pewter and unlacquered brass finishes may be affected by chemicals in or on the cloth.

Damage caused through the actions described above would not be covered by Perrin & Rowe's warranty.

Finish	Code	Maintenance Recommendations
CHROME	CP	Clean with water, or a mild PH-neutral soap and water - then dry after use. Even as the most durable finish, it is still prudent to avoid commercial cleaning products as they may contain harsh chemicals.
NICKEL	NI	Clean with water, or a mild PH-neutral soap and water. Nickel requires regular care, and it is important to dry this finish after use. Any mineral build up on the surface may be gently removed with a very light automotive polish (Autosol or similar) to restore the original lustre.
PEWTER	PF	Clean with water, or a mild PH-neutral soap and water. Pewter requires regular care, and it is important to dry this finish after use. Deepening of the finish tone may develop over time, which gives Pewter its distinctive classical look. Any mineral build up on the surface may be gently removed with a very light automotive polish (Autosol or similar) to restore the original finish. Use a Scotchbrite or a 320 grit sanding sponge (3M) to gently brush the finish to restore its original matte appearance.
ENGLISH BRONZE	EB	Clean with water, or a mild PH-neutral soap and water - then dry after use. The finish is produced using a special lacquer coating that may scratch if mistreated, so take particular care not to apply excessive force when drying with a cloth.
SATIN BRASS	SB	Clean with water, or a mild PH-neutral soap and water - then dry after use. As satin brass is a brushed finish, it is more susceptible to staining and marks, so it is important to rinse off any spattered food or cleaning products. To refurbish uneven staining, use a dry, gentle abrasive cloth like Scotchbrite or a 320 grit sanding sponge (3M) and gently brush the surface in the same direction to restore the matte appearance.
POLISHED BRASS	BR	Clean with water, or a mild PH-neutral soap and water - then dry after use. As polished brass is an uncoated raw material, it is more susceptible to staining and marks, so it is important to rinse off any spattered food or cleaning products. Over time, polished brass will garner a patina and lose some of its brightness. Cleaning the fixture with soap and water will not affect the patina development. To restore the original shine, use a gentle abrasive cleaner like Brasso or Autosol metal polish on a microfibre cloth.
GOLD	IG	Only clean with warm water and a mild PH-neutral liquid soap and dry with a chamois leather cloth. This delicate finish contains genuine gold plating in the coating, and should be treated as you would treat a fine piece of jewellery. Please be mindful that gold plating can become discoloured from perfumes contained in some soaps and lotions, and the finish may wear over time on the handle where it is frequently touched.