

A luxurious bathroom featuring a large white freestanding bathtub in the center, a double vanity with white sinks and a gold-veined vanity unit, and a walk-in shower with mosaic tiles. The walls are covered in light-colored marble, and the floor is made of large stone tiles. A window on the left provides natural light, and a cushioned bench is positioned near it. The Victoria + Albert logo is overlaid in the center.

victoria ⊕ albert®

LUSSARI COLLECTION



victoria ⊕ albert®

# LUSSARI

COLLECTION

Inspired by the Italian mountains - fresh, calming and beautiful.

Named after the Lussari mountain range in the North-eastern corner of Italy, one of the oldest pilgrimage destinations in the world, Victoria + Albert's newest collection is designed with comfort and relaxation in mind.

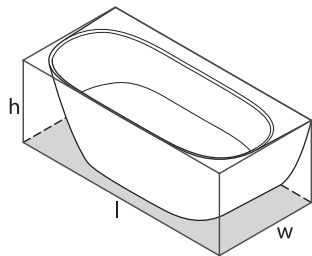


# Lussari 1600 Back to Wall

The simplicity of the sleek, sculptural form of the Lussari 1600 back to wall bath combines the iconic look and feel of freestanding with the ingenuity of modern space-saving design. Installed against the wall for a watertight seal with a spacious deck for mounting tapware and storing bathroom luxuries.

LU4-N-SW-NO - Standard White

LU4M-N-SM-NO - Standard Matt



<b>l</b> = 1599mm	<b>void</b> = 121mm
<b>w</b> = 750mm	<b>weight</b> = 80kg
<b>h</b> = 580mm	<b>capacity</b> = 266L

**Recommended wastes:** K-12-xx

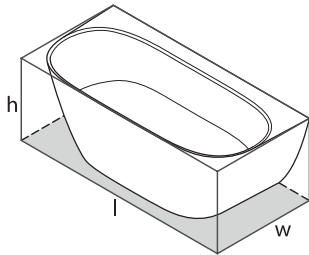


# Lussari 1700 Back to Wall

The Lussari 1700 back to wall bath is a perfect option for contemporary master suites and family bathrooms, created to make the most of larger spaces. Installed against the wall for a watertight seal with a spacious deck for mounting tapware and storing bathroom luxuries.

LU5-N-SW-NO - Standard White

LU5M-N-SM-NO - Standard Matt



<b>l</b> = 1696mm	<b>void</b> = 121mm
<b>w</b> = 750mm	<b>weight</b> = 84kg
<b>h</b> = 580mm	<b>capacity</b> = 284L

**Recommended wastes:** K-12-xx

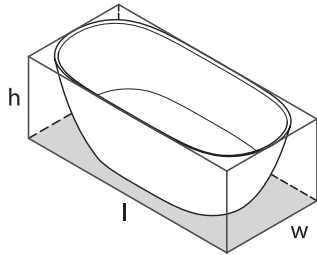


# Lussari 1700

The Lussari 1700 is the ideal choice for master suites or family bathrooms. At 1700mm long it's designed to complement larger spaces and bring the beauty of symmetrical modern design to contemporary interiors.

LU2-N-SW-NO - Standard White

LU2M-N-SM-NO - Standard Matt



<b>l</b> = 1660mm	<b>void</b> = no void
<b>w</b> = 730mm	<b>weight</b> = 72kg
<b>h</b> = 550mm	<b>capacity</b> = 283L

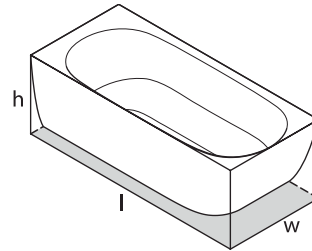
**Recommended wastes:** K-12-xx, K-17-xx



# Lussari 1700 Corner Left

The Lussari 1700 corner left bath is a practical alternative to a freestanding or back to wall bath. Uniquely designed to make the most of its setting, its sleek design brings a sense of structure to contemporary bathrooms and suites, elevated by clean lines for a neat, elegant finish.

LUS-N-LH-SW-NO - Standard White  
LUSM-N-LH-SM-NO - Standard Matt



<b>l</b> = 1700mm	<b>void</b> = 116mm
<b>w</b> = 750mm	<b>weight</b> = 85kg
<b>h</b> = 580mm	<b>capacity</b> = 258L

**Recommended wastes:** K-12-xx





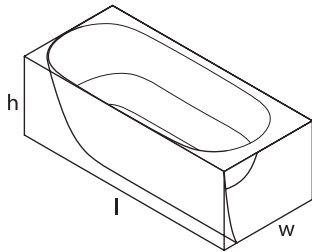




# Lussari 1700 Corner Right

Like its left-hand counterpart, the Lussari 1700 corner right bath is another practical alternative to a freestanding or back to wall bath. Uniquely designed to make the most of its setting, its sleek design brings a sense of structure to contemporary bathrooms and suites, elevated by clean lines for a neat, elegant finish.

LUS-N-RH-SW-NO - Standard White  
LUSM-N-RH-SM-NO - Standard Matt



<b>l</b> = 1700mm	<b>void</b> = 116mm
<b>w</b> = 750mm	<b>weight</b> = 85kg
<b>h</b> = 580mm	<b>capacity</b> = 258L

**Recommended wastes:** K-12-xx

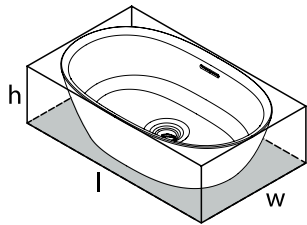


# Lussari 55 Basin

The Lussari 55 countertop basin is the ideal complement to every bath style in the Lussari range. Its sleek modern design combines form and function, with practical features including an internal overflow.

VB-LUS-55-IO - Standard White

VB-LUS55M-SM-IO - Standard Matt



l = 544mm    **weight** = 6kg  
w = 325mm    **capacity** = 9L  
h = 153mm

**Recommended wastes:** K-25-xx



# A WORLD OF COLOUR

Personalisation has emerged as the most significant new trend in bathrooms. Leading this trend, our Victoria + Albert custom colour service allows you to personalise the exterior of our freestanding baths and basins to coordinate with the rest of the bathroom design.

Our colour finishes are multi-layered for exceptional depth and lustre. A special catalysed paint is applied, and the surface is hand-polished between applications. This technique results in a beautiful and durable finish.

Choose from any colour in the spectrum, in either gloss or matt. We use premium PPG Vibrance Collection™ paints for an extraordinary quality finish, designed to withstand the rigours of bathroom life. Victoria + Albert offer colours from the RAL system, Pantone, and colour match hues from major paint manufacturers including Dulux, Taubmans, Watty!, Porters Paints and more. Colour baths and basins are made to order, so please allow up to 6 weeks for delivery.


OUR MATERIAL

# What is QUARRYCAST™?

Our specially developed QUARRYCAST™ material is the perfect blank canvas, made from a unique blend of Volcanic Limestone™ and high-performance resin.

Volcanic Limestone™ is Victoria + Albert's name for the very special white rock that is perfect for making baths and basins. It is formed when the elemental forces associated with liquid magma act upon surrounding soft, chalky limestone. The immense heat and pressure from the magma transforms the neighbouring rock into a new material made up of incredibly hard strands.

We blend milled Volcanic Limestone™ rock with high quality resins to bind these strands into a complex 3D matrix. The finished result is QUARRYCAST™ - a world class stone composite that delivers unrivalled strength, durability and beauty.





## Resistant

The naturally white, glossy surface is incredibly durable, and resistant to hair dyes and bath oils.



## Strong

QUARRYCAST™ is solid all the way through - more than twice as hard as acrylic with no creaking or flexing.



## Warm

QUARRYCAST™ is warm to the touch with high insulating properties, keeping your bath water warmer for longer.



## Easy to clean

The naturally glossy surface is easy to wipe clean.



## Lightweight

Surprisingly lightweight, the average weight of our baths is just 72kg.



## Guaranteed

25 year consumer guarantee, 8 year commercial guarantee\*

victoria ⊕ albert<sup>®</sup>

**Australian Distribution Partner**

Luxe by Design  
30 French Avenue,  
Brendale, QLD 4500

Tel: 07 3265 7133  
Email: sales@luxebydesign.com.au

**Victoria + Albert (Australia) Pty Ltd**

PO Box 405  
Morisset, NSW 2264  
Australia

Tel: 1300 737 779  
Email: sales@vandabaths.com.au

**[www.vandabaths.com](http://www.vandabaths.com)**



@victoria\_albert\_baths



@Vanda\_Baths



Victoria+Albert Baths